

Forente

Your forensic technology partner in solving crime

Forensic Light Sources




Evidence Screening



Fingerprint Evidence



Document Examination



Ballistics



Trace Evidence



2023/24 Product Overview

LED forensic light sources

LIGHTcube – the modular

forensic light:- LIGHTcubes can be stacked together with multiple modules of the same wavelength for more power or different wavelengths for different tasks. These lights are easy to clean to reduce DNA risks and are designed without a cooling fan. Available in a wide range of wavebands from UV to IR and come complete with wavelength matched filters and goggles.



Superlite M05:- A powerful speciality light source. 11 high power LED wavebands from UV to IR, uniform lighting, user adjustable spot size, 3 user selectable power levels, incredibly long battery life up to 4 hours. The kit includes long pass filter goggles, ruggedised carry case, car and mains charger and camera filters.

Shoe mark and flat surface forensic light source



OR-GZJ40:- A powerful compact forensic light source delivering 30 Watts output capable of projecting a linear white illumination several metres. It is provided with telescopic detachable handle. Ideal for detection of shoe marks on flat surfaces or examination of Gel lifts.


Forensic white LED lights

ForenteQ Ltd provides a wide range of forensic white lights to suit a range of budgets. Models include the highly competitive **OR-GYD10** light which provides 3 Watts white circular uniform beam with integrated rechargeable battery. Higher power models are also available at 12 Watts (as pictured right) that can be provided with optional contrast filters.



Tuneable forensic light source


Superlite F05:- A powerful tuneable light source with liquid light guide. It provides 10 discrete wavelength bands from UV to Red in one compact battery operated and mains powered unit. Ultra high power densities with uniform beam and variable intensity control.



A range of accessories are included including oblique line illuminators for illuminating evidence such as gel lifts, optical evidence magnifier and a transmitted light pad. The evidence magnifier is particularly useful for revealing and photographing chemically treated or powdered fingerprints.

Forensic lasers

Revelation Cordless Dual Forensic Laser:- the latest compact laser in the Revelation family of products. This system is ultra lightweight 1.5kg and easy to clean. The laser provides 7 Watts Blue at 445nm and 7 Watts Green at 520nm.



Revelation Dual Forensic Laser 445/520:- operational and validated in many UK police forces the Revelation benchtop dual laser provides up to 10 Watts Blue at 445nm and 8 Watts Green at 520nm. 532nm available on request.

Revelation 577:- for applications that demand a high-power yellow laser for Gentian Violet, blood examination and latent finger marks the Revelation 577 nm provides 3.5 Watts output.



FF-1 narrowband forensic filter

Arrowhead FF-1:- Take your latent print photography to the next level. High power laser or ALS light sources are very effective at inducing fluorescence.

However, longer wavelength (orange)

Background fluorescence sometimes overpowers shorter wavelength (yellow) treated and untreated evidence fluorescence. The FF-1 Narrow Band-Pass Forensic Filter rejects unwanted background fluorescence to enhance fingerprint ridge detail.



CNA development at Scenes



MOBifume system:- For development of fingerprints on vehicles in a garage/ tent, or directly at the crime scene. A portable system with secure radio link remote control of the evaporation / humidity and filter process.



- ✓ Scalable system where multiple systems can be grouped together to develop large areas
- ✓ Easy to clean and maintain
- ✓ Touch panel tablet provided to control operation via secure radio link
- ✓ Minimal cables and easy to set to up
- ✓ Dual temperature operation for liquid superglue or Polycyano

Full Spectrum Imaging System (FSIS) for fingerprint detection

FSIS-II:- The Arrowhead Forensics FSIS-II is a full spectrum imaging system for revealing fingerprints. The system comprises of illumination from UV 254nm to Visible to near Infra Red. This innovative system can locate, capture and casework manage marks on a variety of substrates in a few seconds including glass, metal, wood, paper, thermal paper and even food items.



In addition to the laboratory system the FSIS-II is also available in two portable systems. These systems are easily transportable for deployment either at the crime scene or for intelligence operations.

Fingerprint development

Ninhydrin / DFO / Indandione

NINcha series:-

- ✓ Available in 4 standard sizes
- ✓ Stand alone cabinets. No water plumbing or external extraction.
- ✓ Touch panel control with data logger for quality control and reporting
- ✓ Precise monitoring of temperature & humidity inside the cabinet
- ✓ Fast recovery times in-line with FVM/DSTL requirements
- ✓ Pre-programmed treatment cycles
- ✓ Internal air filters and optional external ventilation
- ✓ UV Decontamination unit
- ✓ Used extensively in the UK & Ireland. Validated to ISO17025 in operational labs



NINcha P31



NINcha S31



NINcha S31 with trolley



NINcha M31




NINcha L31

Fingerprint development superglue cabinets

MEGAfume series:- High performance fingerprint development on porous and semi porous surfaces with a focus on quality monitoring and ease of cleaning and maintenance.



- ✓ Available in 3 sizes:- benchtop, mid-size and extra large
- ✓ Internal easy clean design with simple ECO friendly filter change system
- ✓ Touch panel control with data logger for quality control and casework reporting
- ✓ Used extensively in the UK & Ireland. Validated to ISO17025 in operational labs
- ✓ Dual temperature for liquid superglue or Polycyano
- ✓ UV Decontamination unit
- ✓ Innovative filter management system that minimises waste



MINIfume Portable Superglue Cabinet:- The MINIfume superglue is built within a Peli waterproof transit case and is ideal for use in a vehicle or remote locations. It is provided with a touch screen control and innovative filter management system.

Fingerprint evidence

ESDA Toner and Ozone Reduction:-

The TORnado SF91 is a system designed for use with the Foster and Freeman ESDA's or the Projectina Docustat DS-220 to reduce toner and ozone exposure produced from the ESDA process. Provided with HEPA particulate filter, touch panel control and integrated illumination source.

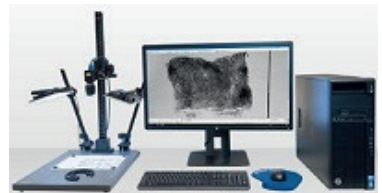


POWDERado:- A downdraft filter workstation for fingerprint powder applications. Stainless steel working surface, pre-filter and particulate filtering, touch panel controls and integrated White/UV lighting.

Laboratory Imaging Dactyloscopy PRO Workstation:-

is a dedicated digital fingerprint live feed imaging, processing and comparison system providing detailed mark analysis and casework management.

Image capture, processing, annotation, measurements and comparison are integrated into the LUCIA Forensic software.



Photography & evidence imaging

Agilelite:- A powerful lighting attachment for your DSLR camera that provides rapid visible and fluorescent. Compatible for Nikon and Canon DSLR cameras. Pre-scaled 1:1 images in less than 5 seconds of tool marks, fingerprints, body fluids etc..



PHOTOvent:- Motorised downdraft filtered photography workstation compatible with the DCS-3/4/5 system from Foster and Freeman. Stainless steel construction, strong downdraft air system (HEPA filtering), motorised camera arm and variable height adjustment.

CrimeCam Examiner+:- The Arrowhead Forensics CrimeCam Examiner+ system provides a powerful UV, Blue and White ring light camera attachment particularly suitable for imaging of body injuries and fluorescent photography.



Evidence screening with image and video capture



LABview PRO:- is designed for the laboratory to aid the screening and detection of a wide range of evidential material including biological traces, fibres and hairs. The system is modular allowing additional lighting modules to be added.


The touch screen control provides easy control of lighting, filters, image and video capture. Comprising of a 10 Mpx camera and automated filter wheel the system effortlessly configures itself for evidence detection in the UV to IR range.

The system is either wall mounted or is supplied on a stainless steel pedestal or copy stand mount.



Ballistics

Phenom-Perception GSR:- The world's first automated desktop scanning electron microscope for GSR. Electron optical magnification of x200,000, EDS sensor for elemental detection and ASTM E1588/ENFSI compliant analysis / classification software. Can accommodate up to 30 x GSR stubs at a time. UKAS accredited.





BALSCAN:- Is a dedicated workstation for high resolution 2D and 3D imaging of fired ammunition. Images can be saved to a database or network. Images can be annotated, then compared and matched with sophisticated comparison software.

Projectina VisionX:- is the first and only fully motorized Ballistics comparison microscope to integrate with IBIS® (Integrated Ballistic Identification System), making it the most powerful and effective ballistics analysis and confirmation tool in the industry.



Serial number recovery for firearms and vehicles VIN plates

Regula 7517:- Is an innovative system for non destructively recovery of firearms and ammunition serial numbers using a magneto-optical technique. A repeatable recovery process of corroded or mechanically removed serial numbers in seconds.




Regula 7505M:- Is an innovative system for the non destructive recovery of vehicle VIN numbers. It detects effortlessly corroded VINS, altered VINS through electric arc welding, letters and symbols alterations etc.. The instrument is provided in a Peli type transport case.



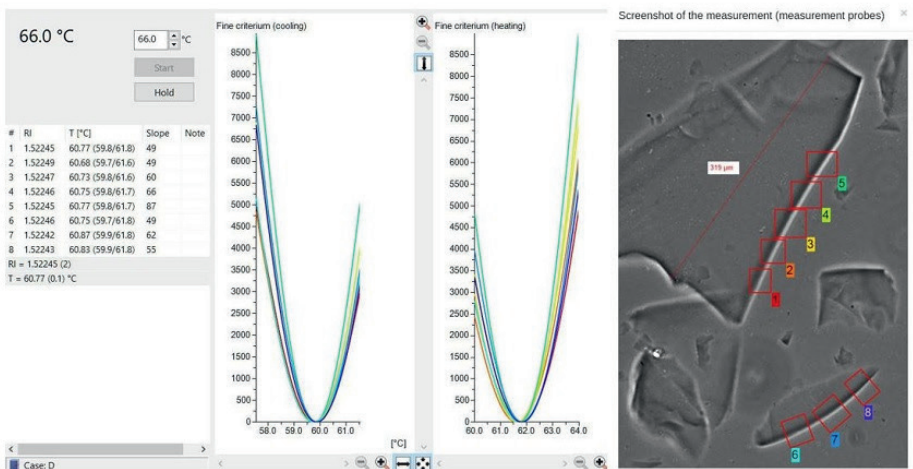
Trace evidence, tool marks and shoe marks

UV-VIS-NIR Micro Spectrometer:-

This instrument combines a NIKON microscope with a high precision motorised stage and pin hole UV-visible-NIR micro-spectrometer. High precision colour measurement with 1 micron repeatability XY stage.

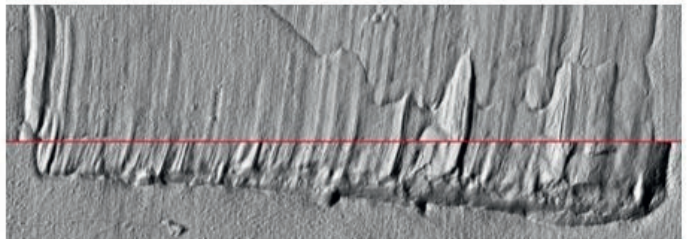
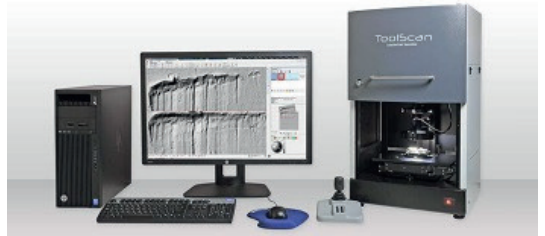


The Lucia RI Refractive index measurement system:- Uses the oil immersion method combined with a NIKON microscope and Mettler hot stage. Up to 40 re-sizeable measurement probes and reproducibility of measurements under 0.00002 (standard deviation)

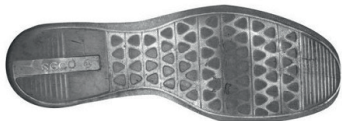


Trace evidence, tool marks and shoe marks

TOOLSCAN:- A complete workstation for imaging tool marks in 2D and 3D. The system provides a full set of comparison functions for precise matching. Suitable for a wide range of objects including cylinder locks, padlocks, cables, tyre pieces, cartridge cases, bones etc..



Directly scanned shoe sole



Direct shoeprint



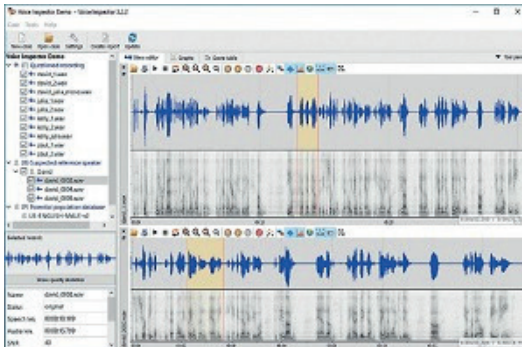
TRACOSCAN:- is a versatile workstation for examination of shoeprints, documents, fingerprints and other flat surfaces. High resolution 1000dpi images can be saved, annotated, measured and compared.

Forensic voice identification



The Phonexia Voice

Inspector:- provides police forces and forensic experts with a highly accurate speaker identification tool that supports criminal investigations. It uses the latest voice biometry algorithms to recognise a speaker automatically with automated transcription.



Forensic drying cabinet



Voigtländer Forensics Evidence

Drying Cabinet:- This is the only drying cabinet on the market that is based on electronic humidity control which prevents touch and cross contamination. Easy to clean and maintain design.

DNA extraction Kits

prepGEM Universal – DNA extraction

kits:- provides a rapid extraction kit for saliva, buccal, dispersed cells, insect and most animal tissues. It also provides an extremely fast and effective tool for CRISPR DNA preparation.



forensicGEM Universal DNA extraction kit:-

a chemistry reagent DNA extraction kit for a wide range of forensic samples including blood, saliva and buccal swabs.

ForensicGEM Sperm DNA

extraction kit:- a temperature driven rapid kit for extracting DNA from tough sperm heads in typically 11 minutes.



Express document examination



Regula Forensics 4205D:- Is a desktop standalone document examination instrument with up to 12 integrated light sources, 10 inch TFT screen and 5Mpx camera. It's a low cost device ideal for express verification and for teaching applications.

Regula Forensics 8003M:- Is a portable system for verification of currency and ID documents. It provides a wide range of illumination where images can be stored, compared, annotated and cross referenced against a reference library.



Regula Forensics 4115D:- Is a low cost desktop workstation with 8 integrated light sources, digital camera and 7 inch TFT display.

Regula Forensics 4303M:- Is a desktop standalone instrument with up to 8 integrated light sources. It combines an optional camera adapter for image capture.



Video Spectral Comparators



Regula Forensics 4308S:- Is an advanced second line forensic spectral comparator with over 30 integrated light sources, 20 filters, 14 Mpx camera, hyperspectral imaging and dual integrated camera for forensic level examination of questioned documents.

Regula Forensics 4307:- Is an advanced second line forensic spectral comparator with 29 integrated light sources, 11 filters, 5 or 14 Mpx camera, x 200 magnification and supplied with a built in PC.



Regula Forensics 4306:- Is an all LED video spectral comparator with 40 types of LED light, 18 camera filters, 18 MPx camera, on screen magnification of x135

Regula Forensics 4305DMH:- Is an advanced second line forensic spectral comparator with 21 integrated light sources, 4 Mpx camera , x 100 magnification.



Forensic magnifiers



Forensic magnifiers:- ForenteQ Ltd provide a huge range of forensic magnifiers including low cost eye loupes to more sophisticated magnifiers that include digital camera, integrated lighting and display screen. These magnifiers can be used for a wide range of applications including:-



- Micro-print detection
- Alterations to documents
- Intaglio and embossed print
- UV security print in passports, ID cards and currency
- Anti-stokes security features
- Fingerprint analysis

CLIMS – Forensic and laboratory information management system



CLIMS:- A forensic and Laboratory Information Management System (LIMS) that is a complete case management platform to provide chain of custody together with a powerful modular case and workflow management for all forensic laboratory branches including digital, fingerprints and CSI. ISO17025, ENFSI compliant equipped with mailing, calendaring and extensive fast and accurate reporting tools including for staff and equipment.

Indented writing analysis



DS-220:- The Projectina Docustat DS-220 is a dedicated system for visualisation of indented writing on documents. More sensitive than oblique lighting with Docustat provides permanent 1 to 1 transparencies of indented writing whilst ignore visible script

About Us

ForenteQ Limited is a leading UK and Ireland supplier of innovative forensic science equipment. Established in 2015 our offices are in Warwick, central England.

With over 100 bespoke product lines we serve and support the forensic police forces, educational sectors and government laboratories.

Our business operations are accredited to the quality standard of ISO9001:2015.



ForenteQ's office in Warwick

Our services include:-

- ✓ Equipment sales
- ✓ On-site installation
- ✓ Product training
- ✓ Product servicing and service contracts
- ✓ ISO17025 traceable calibration
- ✓ Extended warranty plans



Please contact us to find out more

E: info@forenteq.com

T: +44 (0)1926 676402

www.forenteq.com

**ForenteQ Ltd, Pure Offices, Lake View House, Wilton Drive,
Tournament Fields, Warwick, CV34 6RG United Kingdom**